

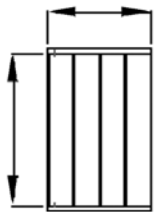
## ACCESS ramp

The access ramp is designed and built according to the customer's needs. It's a modular system made entirely of aluminium with a non-slip surface.

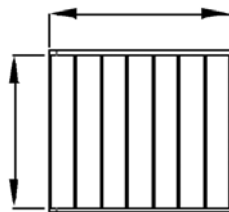




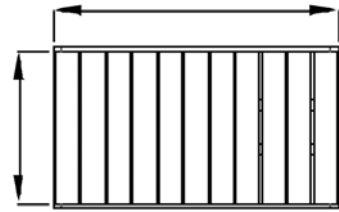
MODULE VARIANTS



CODE: 5AM.000  
MODULE: 80x50 cm



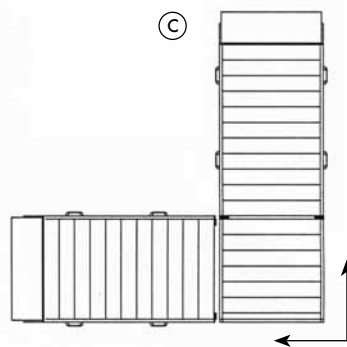
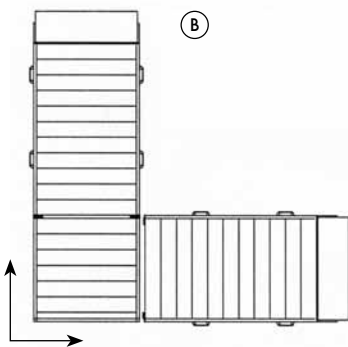
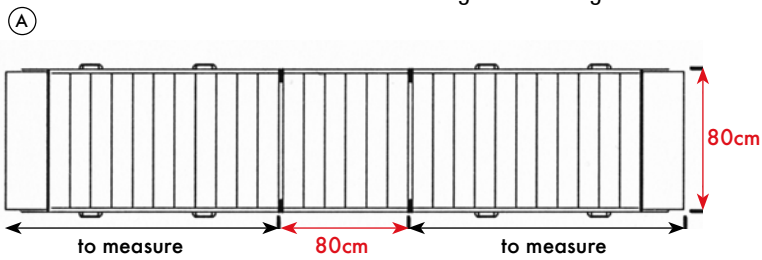
CODE: 5AM.001  
MODULE: 80x100 cm



CODE: 5AM.002  
MODULE: 80x150 cm

COMPOSITION VARIANTS

*Designed according to customer needs.*



LOADING SURFACE VARIANTS



VERSION 1:  
ALUMINIUM SURFACE



VERSION 2:  
GALVANISED ALUMINIUM  
SURFACE

